

Janet T. Mills  
Governor

Sara Gagné-Holmes  
Acting Commissioner



Maine Department of Health and Human Services  
Maine Center for Disease Control and Prevention  
11 State House Station  
286 Water Street  
Augusta, Maine 04333-0011  
Tel; (207) 287-8016; Fax (207) 287-2887  
TTY: Dial 711 (Maine Relay)

Maine Immunization Program  
Tel. (207) 287-3746  
Fax (207) 287-8127

## 2022 Healthcare Worker Immunization Assessment Report

The Maine Immunization Program conducts an annual immunization assessment of State of Maine Healthcare Workers. Rules pursuant to 22 M.R.S. § 802 requires each designated healthcare facility in the State of Maine to require proof of immunization or documented immunity against Measles, Mumps, Rubella, Varicella, and COVID-19 from all employees, and Hepatitis B for all at-risk employees. The healthcare facility should also adopt a uniform, permanent health record for maintaining information regarding the health status of each employee and submit a summary of the immunization status of all employees to the Maine CDC annually.

The 2022 Healthcare Worker Immunization Survey was conducted online from October 2022 to February 2023. The vaccination data reported by all facility types was analyzed and a summary table was generated (Table 1). Hospital specific data was analyzed separately and graphical representations of these results by vaccine type can be found on the following pages (Figures 2-7).

Immunization is the most effective and efficient way to ensure that healthcare workers, their family members, and patients, particularly those who are immunocompromised, are protected against these vaccine preventable diseases. This is perhaps one of the most important reasons why it would be advantageous for facilities to meet all requirements of the Maine Immunization Healthcare Workers law and to help reach the goal of the Maine Immunization Program to bring the State vaccine coverage rate average for each of these vaccines to 100%.

Table 1: Immunization Rates by Facility Type

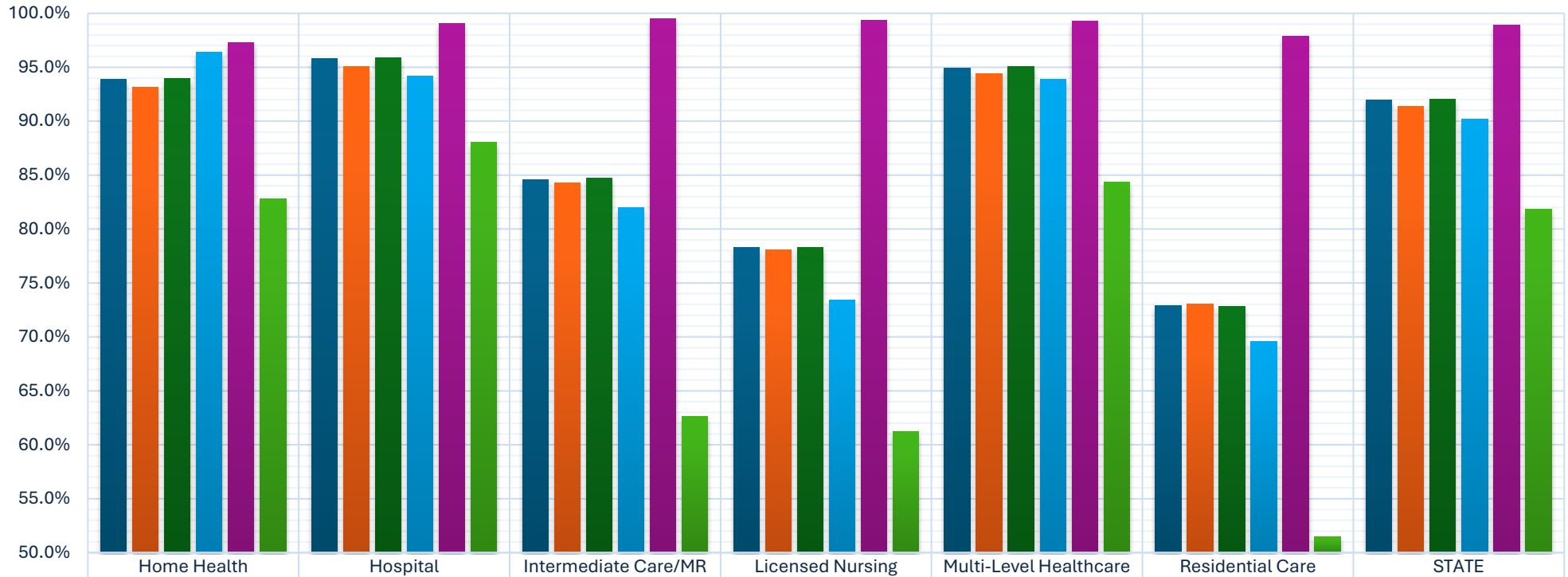
### 2022 Healthcare Worker Immunization Rates by Facility Type, Statewide

	Home Health	Hospital	Intermediate Care/MR	Licensed Nursing	Multi-Level Healthcare	Residential Care	All Reporting Facilities
<b># Facilities Assessed</b>	<b>19</b>	<b>35</b>	<b>32</b>	<b>32</b>	<b>16</b>	<b>422</b>	<b>556</b>
Measles	93.9%	95.8%	84.6%	78.3%	94.9%	72.9%	92.0%
Mumps	93.1%	95.0%	84.3%	78.0%	94.4%	73.0%	91.4%
Rubella	94.0%	95.9%	84.7%	78.3%	95.1%	72.8%	92.1%
Varicella	96.4%	94.2%	82.0%	73.4%	93.9%	69.6%	90.2%
COVID-19	97.2%	99.0%	99.5%	99.3%	99.3%	97.8%	98.9%
Hepatitis B	82.8%	88.1%	62.7%	61.3%	84.4%	51.5%	81.9%

Figure 1: Immunization Rates by Facility Type

## 2022 Healthcare Worker Immunization Rates by Facility Type, Statewide

■ Measles ■ Mumps ■ Rubella ■ Varicella ■ COVID-19 ■ Hepatitis B

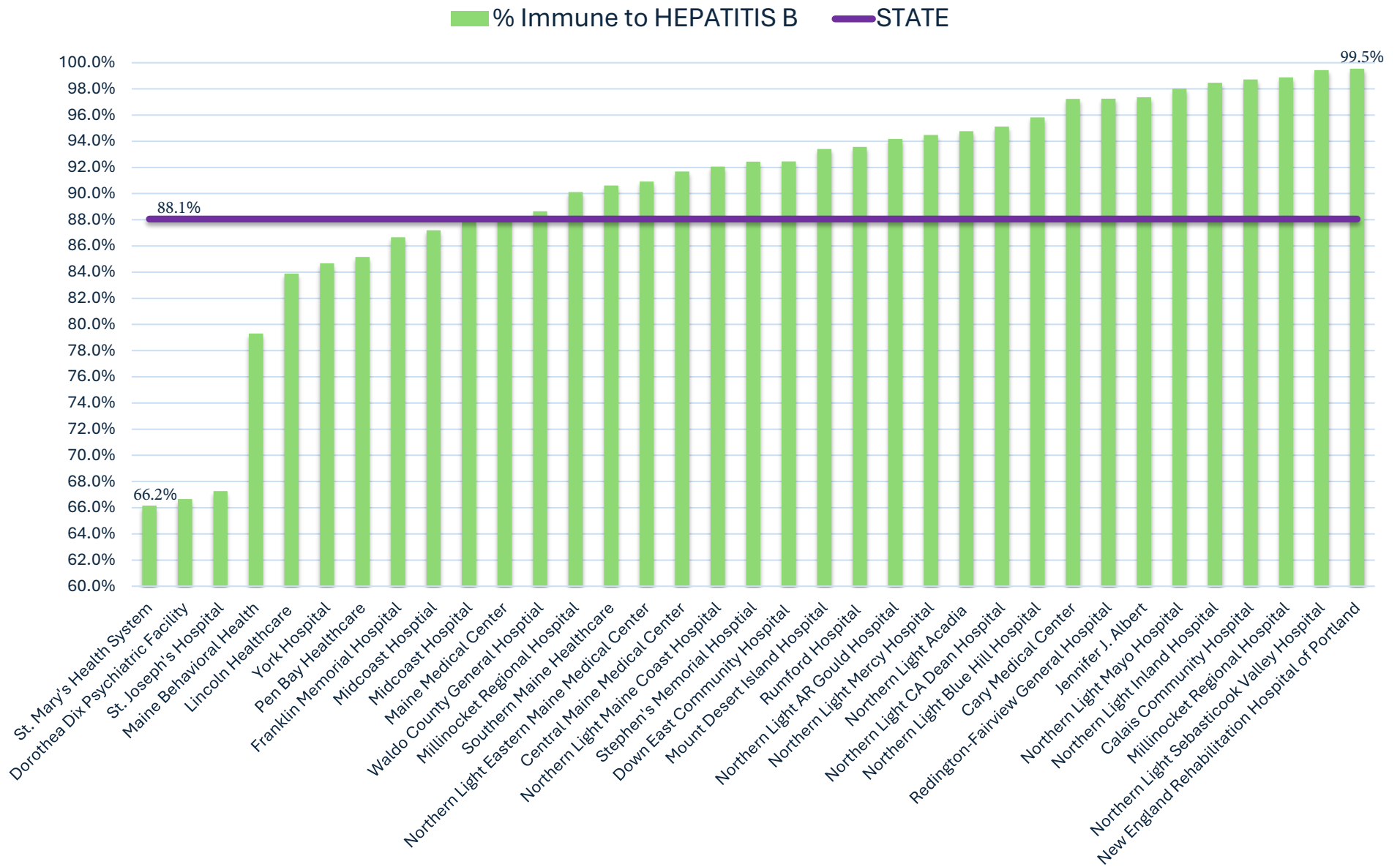


	Home Health	Hospital	Intermediate Care/MR	Licensed Nursing	Multi-Level Healthcare	Residential Care	STATE
■ Measles	93.9%	95.8%	84.6%	78.3%	94.9%	72.9%	92.0%
■ Mumps	93.1%	95.0%	84.3%	78.0%	94.4%	73.0%	91.4%
■ Rubella	94.0%	95.9%	84.7%	78.3%	95.1%	72.8%	92.1%
■ Varicella	96.4%	94.2%	82.0%	73.4%	93.9%	69.6%	90.2%
■ COVID-19	97.2%	99.0%	99.5%	99.3%	99.3%	97.8%	98.9%
■ Hepatitis B	82.8%	88.1%	62.7%	61.3%	84.4%	51.5%	81.9%

The bars in the graph above represent the percent of healthcare workers who are immune by vaccination or have laboratory evidence of immunity, if applicable.

Figure 2: Hepatitis B Immunization Rates

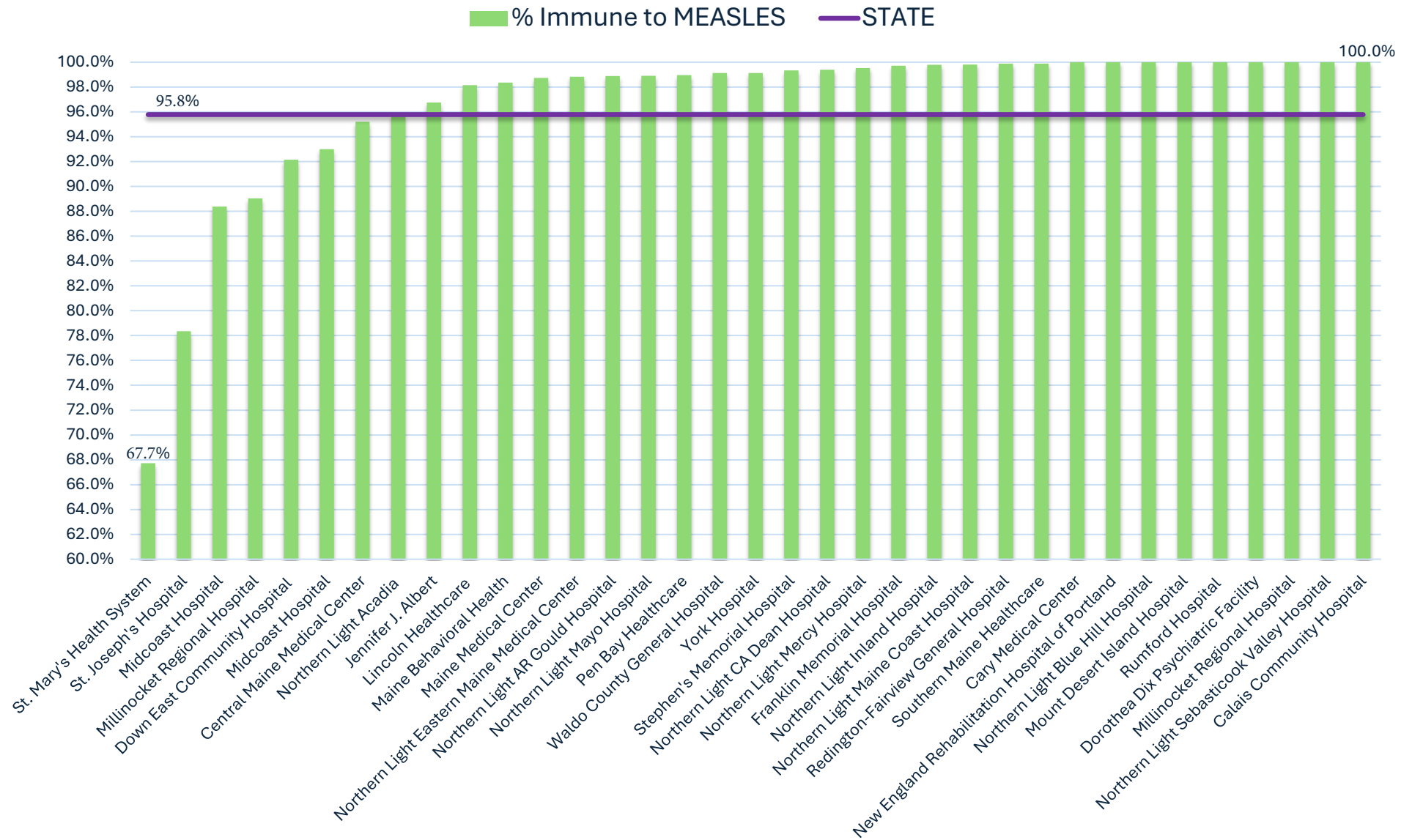
## 2022 Percentage of Paid Employees Protected Against Hepatitis B, by Hospital



The bars in the graph above represent the percent of healthcare workers who are immune to hepatitis B by vaccination or have laboratory evidence of immunity.

Figure 3: Measles Immunization Rates

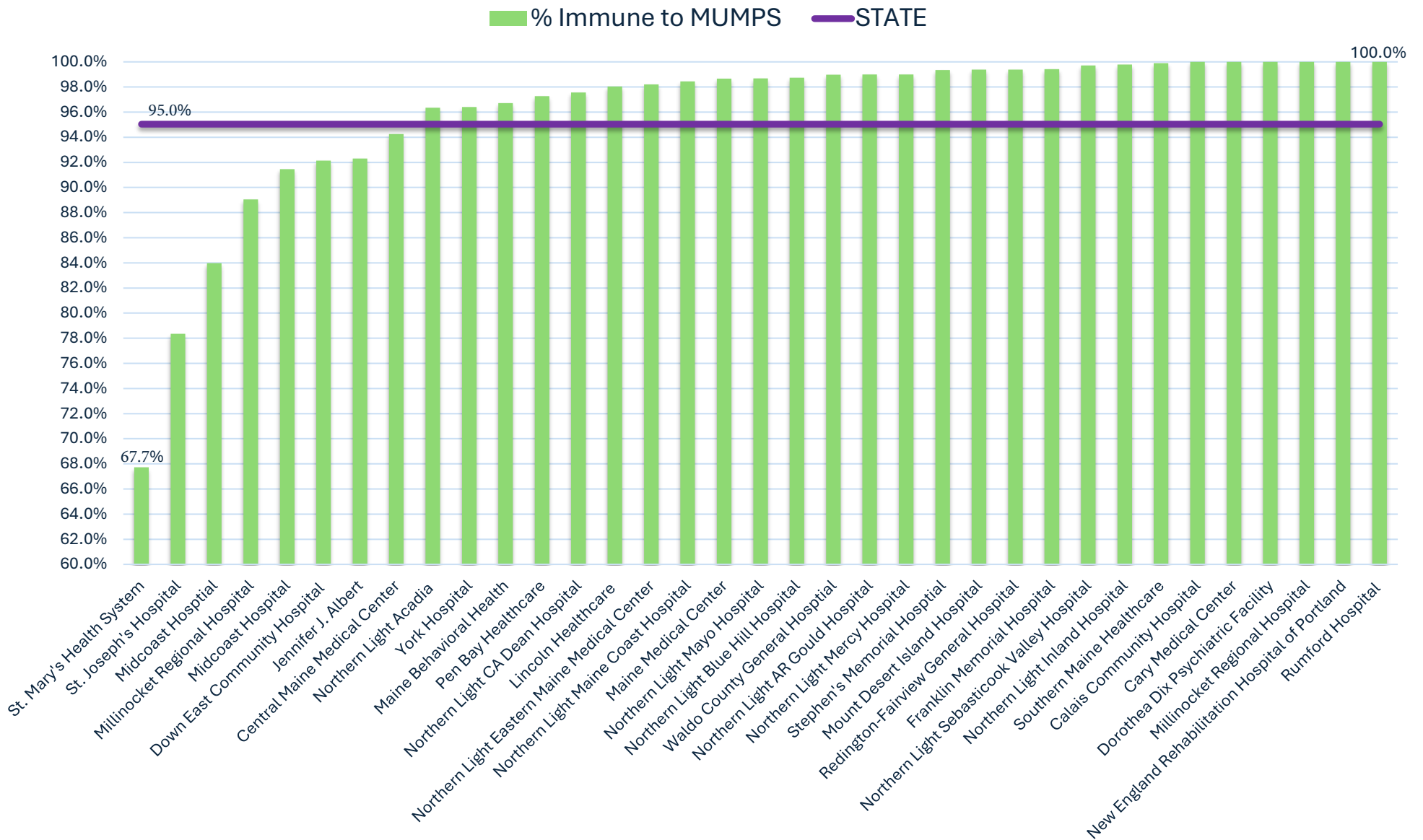
## 2022 Percentage of Paid Employees Protected Against Measles, by Hospital



The bars in the graph above represent the percent of healthcare workers who are immune to measles by vaccination or have laboratory evidence of immunity.

Figure 4: Mumps Immunization Rates

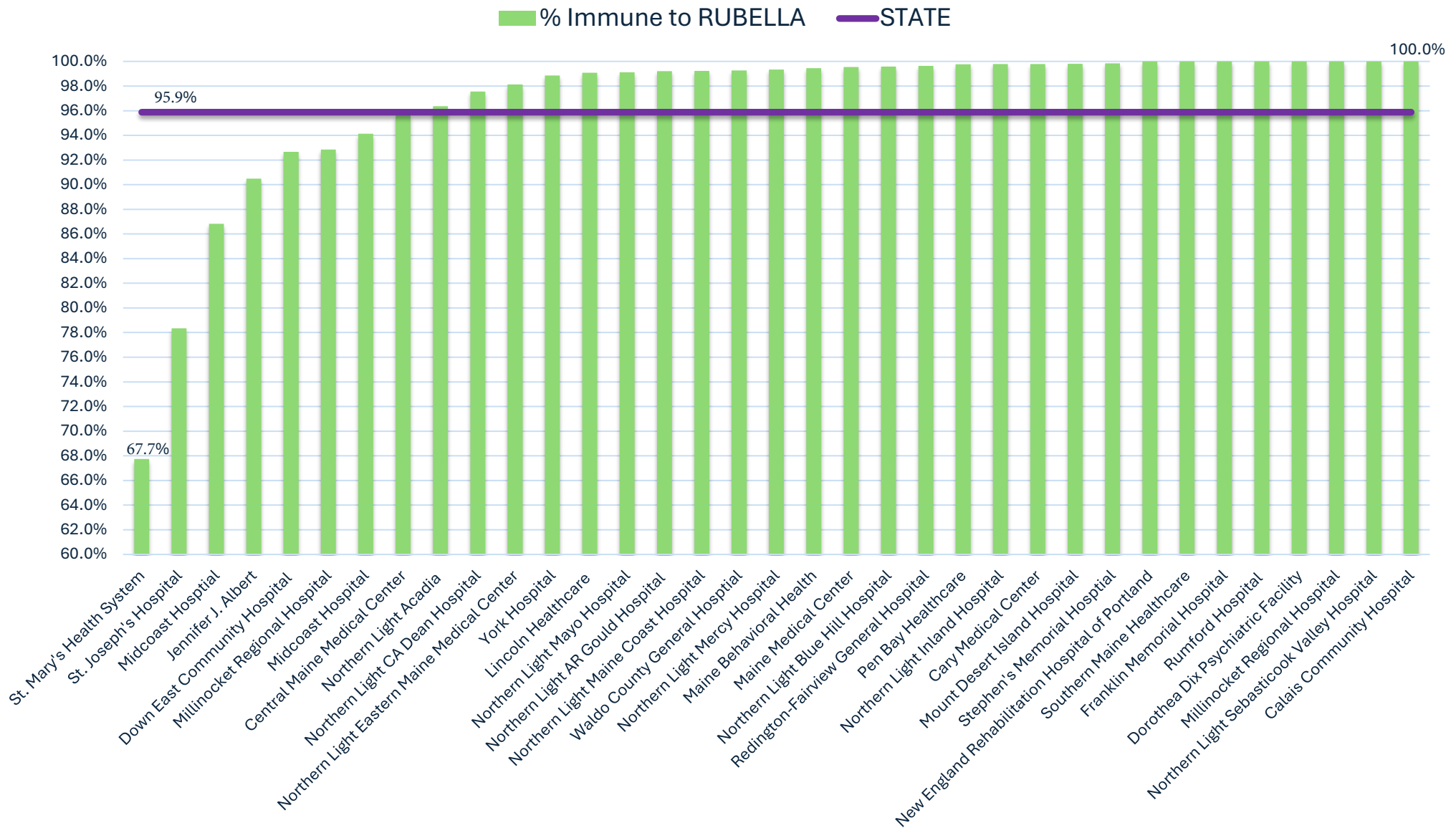
## 2022 Percentage of Paid Employees Protected Against Mumps, by Hospital



The bars in the graph above represent the percent of healthcare workers who are immune to mumps by vaccination or have laboratory evidence of immunity.

Figure 5: Rubella Immunization Rates

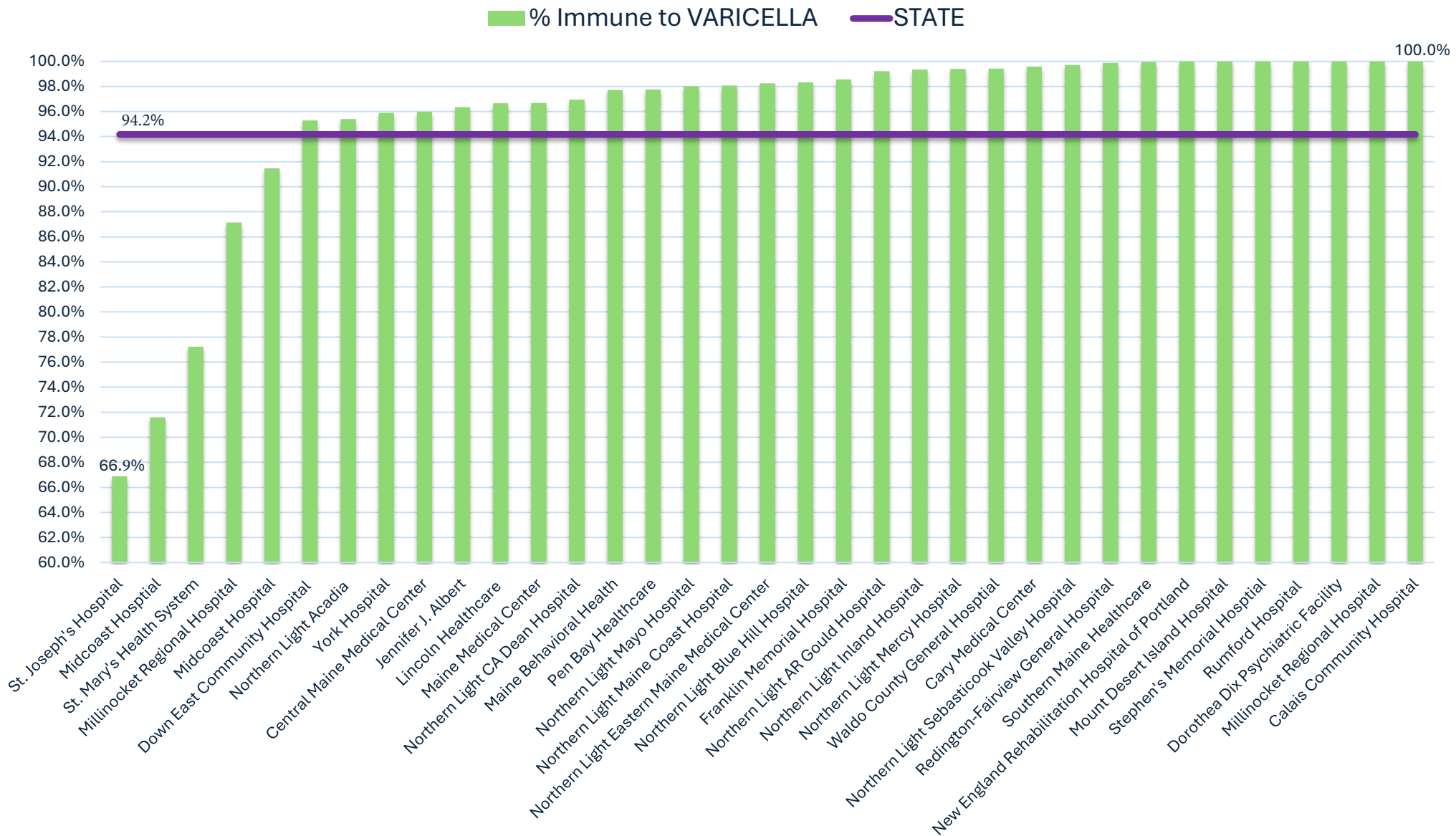
## 2022 Percentage of Paid Employees Protected Against Rubella, by Hospital



The bars in the graph above represent the percent of healthcare workers who are immune to rubella by vaccination or have laboratory evidence of immunity.

Figure 6: Varicella Immunization Rates

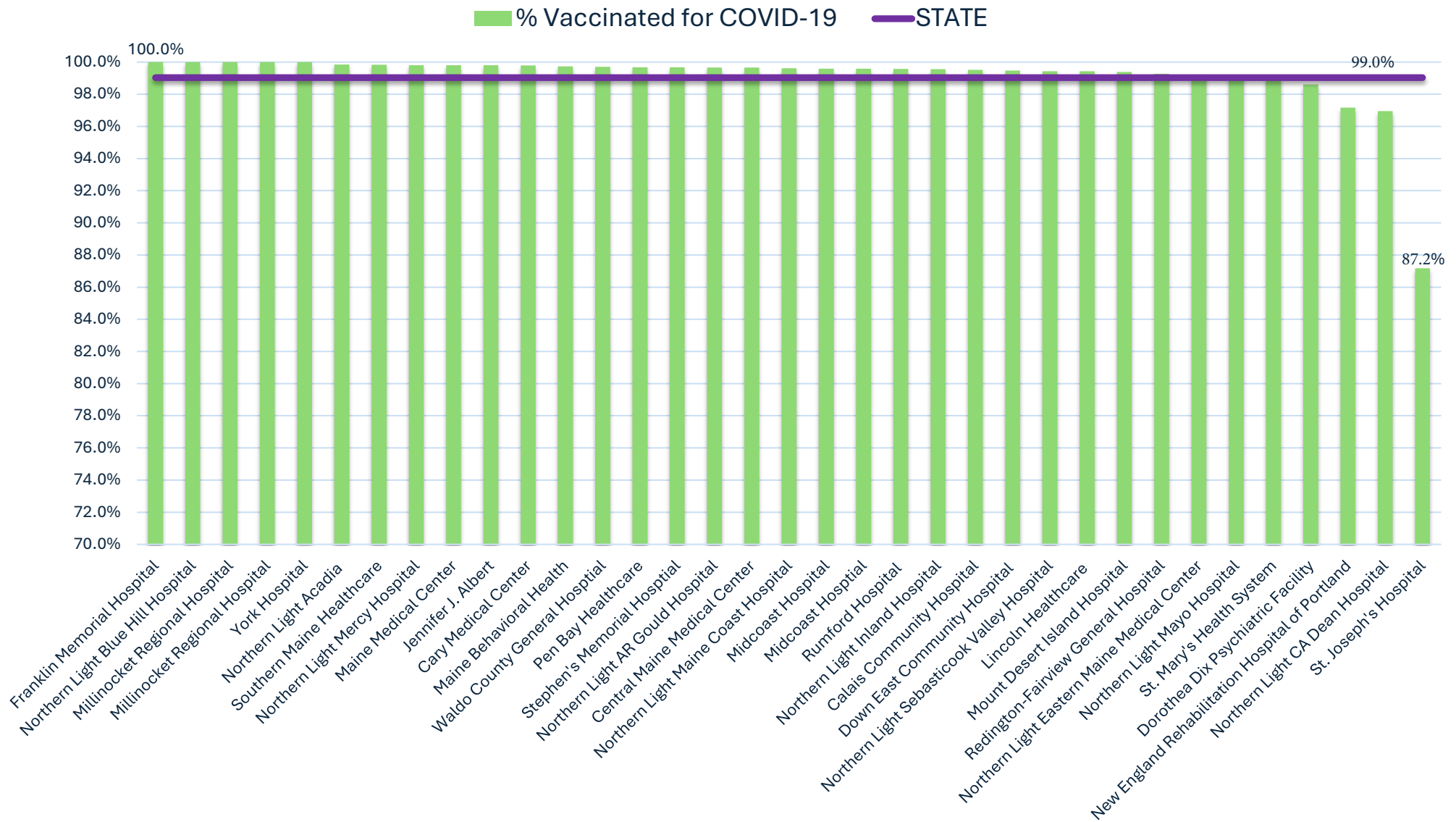
## 2022 Percentage of Paid Employees Protected Against Varicella, by Hospital



The bars in the graph above represent the percent of healthcare workers who are immune to varicella by vaccination or have laboratory evidence of immunity.

Figure 7: COVID-19 Immunization Rates

## 2022 Percentage of Paid Employees Protected Against COVID-19, by Hospital



The bars in the graph above represent the percent of healthcare workers who are immune to COVID-19 by vaccination.